MACCIMEX®

The SI/DI/DIT series are belt driven single inlet, double inlet centrifugal forward curved fans, specially designed for handling relatively clean air in supply, exhaust and ducted return air applications. These line of ATC blowers are available in 7 sizes in single inlet (SI), 11 sizes in double inlet (DI) and 3 sizes in twin double inlet (DIT), ranging from 9” through 36” wheel diameters. These fans are manufactured under strict quality assurance standards to ensure high efficiency and quiet operation in a compact design which produce high air volumes at low speeds.

Applications

Heating, Ventilation and Air Conditioning Units, Evaporative Coolers, Air Curtains, Filtered Cabinet Fans, etc.

Construction features

- Housings, scrolls, inlet cones, rings, drive stands, and all structural supports are made of heavy gauge all welded steel construction.
- Forward curved galvanized steel wheels are statically and dynamically balanced at the factory and designed for optimum performance, long life and quiet operation.
- Electrostatically applied powder coating is standard on all ATC fans. For special requirements, please contact the factory.
- The fans are available in 3 different construction arrangements: SI (Single inlet), DI (Double inlet), DIT (Twin double inlet) ; field rotatable to four 90° standard discharges (TH, DB, BH, UB); 3 distint type of motor mounting positions: floor base mounted, structural base mounted, scroll mounted; clockwise (CW) or counter clockwise wheel rotation.
- Self-aligning heavy duty, pillow blocks ball bearings are designed to operate under the most severe atmospheric conditions and are supplied by the most prestigeous world wide manufacturers.
- Shafts are designed for long life in different diameters and lengths, turned, ground and polished of solid SAE 1045 steel for smooth operation, key-wayed and protected with a corrosion resistant coating.
- Adjustable steel motor plate pivoted at one end for ease of belt tensioning.
- The SI/DI/DIT series are the ideal for the general belt drive ventilation applications, using the combination of high quality sheaves, v belts, high efficiency motors in order to handle a wide range of air volumes and pressures.

Nomenclature:

DI	- 15 /	15 -	CW
1	2	3	4

1. Fan Model
    SI - Single inlet
    DI - Double inlet
    DIT - Twin double inlet
2. Wheel diameter in inches
3. Wheel width in inches
4. Impeller Rotation
    CW - Clockwise
    CCW - Counter Clockwise

SI/DI/DIT

Modelos y diseños de construcción / Models and construction arrangements

	Modelo	Diámetro de la turbina (pulgadas)	Ancho de la turbina (pulgadas)	Diámetro del buje (pulgadas)
	Model	Wheel diameter (inches)	Wheel width (inches)	Bore Diameter (inches)
SI Aero ventiladores centrífugos ATC Turbinas de álabes curvos adelantados Simple aspiración ATC single inlet centrifugal forward curved fans	SI-10/6	11 1/8	6	3/4
	SI-12/6	13 3/16	6	3/4
	SI-15/9	15 1/2	9 1/2	1
	SI-18/9	18 9/16	9	1
	SI-22/11	23 1/4	11 1/4	1 1/8
	SI-25/12	26 1/4	12 3/4	1 1/8
	SI-30/15	31 1/4	15 3/16	1 3/8
DI Aero ventiladores centrífugos ATC Turbinas de álabes curvos adelantados Doble aspiración ATC double inlet centrifugal forward curved fans	DI-9/6	9 1/2	6	3/4
	DI-9/9	9 1/2	9 1/2	3/4
	DI-10/10	10 5/8	10 5/8	3/4
	DI-12/12	12 23/32	12 5/8	1
	DI-15/15	15	15	1
	DI-18/18	18 9/16	18	1 1/8
	DI-20/20	20 1/2	20	1 1/8
	DI-22/22	22 7/8	22	1 3/8
	DI-25/25	25 1/2	25	1 3/8
	DI-30/30	30 3/4	30	1 5/8
	DI-36/36	36 1/2	36	1 7/8
DIT Aero ventiladores centrífugos ATC turbinas de álabes curvos adelantados Doble aspiración tipo twin ATC twin double inlet centrifugal forward curved fans	DIT-10/10	10 5/8	10 5/8	3/4
	DIT-12/12	12 23/32	12 5/8	1
	DIT-15/15	15	15	1

Especificaciones técnicas / Performance data

Modelo Model	Velocidad Descarga Outlet Vel	Caudal Air Flow	0.125"		0.25"		0.375"		0.50"		0.625"		0.75"		0.875"		1.00"		1.25"		1.50"		1.75"		2.00"	
	FPM	CFM	RPM	BHP	RPM	BHP	RPM	BHP	RPM	BHP	RPM	BHP	RPM	BHP	RPM	BHP	RPM	BHP	RPM	BHP	RPM	BHP	RPM	BHP	RPM	BHP
SI-10/6	954	600			580	0.06	670	0.08	747	0.09	817	0.11	881	0.13	944	0.14	1003	0.16	1118	0.20	1230	0.24	1344	0.28	1458	0.32
	1113	700	505	0.06	612	0.08	701	0.10	776	0.12	844	0.14	906	0.16	964	0.18	1020	0.20	1125	0.24	1225	0.28	1323	0.32	1421	0.37
	1272	800	546	0.08	645	0.10	731	0.13	806	0.15	874	0.17	934	0.20	991	0.22	1044	0.24	1144	0.28	1238	0.33	1327	0.38	1415	0.43
	1431	900	590	0.10	680	0.13	764	0.16	837	0.19	903	0.21	964	0.24	1019	0.26	1072	0.29	1169	0.34	1258	0.39	1343	0.44	1426	0.49
	1590	1000	636	0.14	719	0.17	797	0.20	869	0.23	934	0.26	994	0.29	1060	0.31	1102	0.34	1196	0.40	1284	0.45	1366	0.51	1444	0.57
	1749	1100	684	0.18	759	0.21	833	0.24	902	0.27	966	0.31	1025	0.34	1080	0.37	1131	0.40	1226	0.46	1312	0.53	1393	0.59	1468	0.65
	1908	1200	733	0.22	802	0.26	870	0.29	936	0.33	998	0.36	1056	0.40	1111	0.44	1162	0.47	1256	0.54	1342	0.61	1421	0.67	1495	0.74
	2967	1300	783	0.28	847	0.31	911	0.35	973	0.39	1032	0.43	1089	0.47	1142	0.51	1193	0.55	1287	0.62	1372	0.70	1450	0.77	1524	0.84
	2226	1400	833	0.34	893	0.38	953	0.42	1011	0.46	1068	0.50	1122	0.54	1175	0.59	1225	0.63	1317	0.71	1402	0.79	1480	0.87		
	2385	1500	884	0.41	941	0.45	996	0.49	1051	0.54	1105	0.58	1158	0.63	1208	0.67	1257	0.72	1349	0.81	1433	0.90	1510	0.98		
	2544	1600	936	0.49	989	0.54	1041	0.58	1093	0.62	1144	0.67	1194	0.72	1243	0.77	1291	0.82	1381	0.92	1464	1.01				
	2703	1700	988	0.59	1038	0.63	1087	0.68	1136	0.72	1185	0.77	1233	0.82	1279	0.88	1325	0.93	1413	1.03	1495	1.13				
	2862	1800	1040	0.69	1088	0.74	1135	0.78	1181	0.83	1227	0.89	1272	0.94	1317	0.99	1361	1.06	1447	1.15						
	3021	1900	1092	0.81	1138	0.85	1183	0.90	1227	0.96	1270	1.01	1314	1.07	1357	1.12	1399	1.18								
	3180	2000	1145	0.94	1189	0.99	1231	1.04	1273	1.09	1315	1.15	1356	1.20	1397	1.26										
SI-12/6	1081	800	363	0.05	456	0.07	535	0.10	602	0.12	662	0.14	715	0.16	762	0.18	806	0.20	662	0.14	762	0.18	806	0.20	602	0.12
	1351	1000	406	0.08	488	0.11	561	0.14	627	0.17	686	0.20	740	0.22	790	0.25	836	0.28	918	0.33	990	0.38	836	0.28	879	0.30
	1622	1200	455	0.13	527	0.16	594	0.19	655	0.23	711	0.26	764	0.30	814	0.33	860	0.36	945	0.43	1020	0.49	1089	0.56	1151	0.61
	1892	1400	508	0.19	570	0.23	632	0.27	688	0.30	741	0.34	792	0.38	839	0.42	884	0.46	968	0.54	1045	0.62	1116	0.70	1180	0.77
	2162	1600	565	0.28	618	0.32	673	0.36	726	0.40	776	0.44	823	0.49	869	0.53	912	0.58	993	0.67	1069	0.76	1139	0.85	1205	0.94
	2432	1800	624	0.39	670	0.43	719	0.47	767	0.52	814	0.57	858	0.62	902	0.67	942	0.72	1021	0.82	1096	0.92	1163	1.03	1228	1.13
	2703	2000	685	0.52	724	0.56	768	0.61	811	0.66	855	0.72	897	0.77	938	0.82	977	0.88	1052	0.99	1123	1.10	1190	1.22	1253	1.33
	2973	2200	746	0.68	781	0.73	819	0.78	859	0.84	899	0.89	939	0.95	977	1.01	1014	1.07	1086	1.19	1154	1.31	1219	1.44		
	3243	2400	808	0.88	840	0.93	873	0.98	909	1.04	946	1.10	982	1.16	1019	1.22	1054	1.29	1123	1.42						
	3514	2600	871	1.11	899	1.16	930	1.22	962	1.28	996	1.34	1029	1.41	1063	1.47	1096									
SI-15/9	896	1200	298	0.07	366	0.10	431	0.13	499	0.17	568	0.22	634	0.27	692	0.33	744	0.38	835	0.49	914	0.60	986	0.71	1051	0.82
	1045	1400	313	0.10	384	0.13	442	0.17	498	0.21	557	0.25	615	0.30	675	0.36	731	0.42	829	0.55	913	0.68	988	0.80	1056	0.93
	1194	1600	334	0.13	403	0.17	460	0.21	510	0.25	559	0.30	609	0.35	660	0.40	711	0.46	814	0.60	904	0.74	984	0.89	1054	1.03
	1343	1800	357	0.17	423	0.22	479	0.26	527	0.31	571	0.36	614	0.41	658	0.46	703	0.52	794	0.65	887	0.80	971	0.97	1047	1.13
	1493	2000	380	0.22	444	0.27	498	0.33	545	0.38	588	0.43	627	0.48	666	0.53	706	0.59	787	0.72	869	0.87	952	1.03	1032	1.21
	1642	2200	404	0.27	466	0.34	518	0.40	564	0.46	606	0.51	645	0.57	681	0.63	716	0.68	787	0.81	862	0.95	936	1.11	1010	1.27
	1791	2400	430	0.34	488	0.41	539	0.48	584	0.54	625	0.61	663	0.67	699	0.73	732	0.79	796	0.92	862	1.06	930	1.21	998	1.39
	1940	2600	456	0.42	511	0.50	560	0.57	604	0.64	645	0.71	682	0.78	717	0.85	750	0.92	811	1.05	871	1.19	932	1.33	994	1.50
	2090	2800	482	0.51	534	0.60	582	0.68	625	0.76	665	0.83	701	0.91	736	0.98	768	1.06	826	1.20	885	1.34	940	1.49	997	1.65
	2239	3000	509	0.61	558	0.70	604	0.80	647	0.88	685	0.96	721	1.04	755	1.12	788	1.20	847	1.36	902	1.51	954	1.66	1005	1.82
	2388	3200	536	0.73	583	0.83	627	0.93	668	1.02	706	1.11	742	1.20	775	1.28	807	1.37	866	1.53	920	1.70	971	1.86	1019	2.03
	2537	3400	564	0.86	608	0.97	651	1.07	690	1.17	728	1.27	763	1.36	795	1.46	827	1.55	885	1.72	938	1.90	989	2.08		
	2687	3600	592	1.01	634	1.12	675	1.23	713	1.34	749	1.45	784	1.55	816	1.64	847	1.74	904	1.93						
	2836	3800	621	1.18	661	1.29	699	1.41	736	1.53	772	1.64	805	1.75	837	1.86	867	1.96	924	2.16						
	2985	4000	649	1.36	687	1.48	724	1.56	760	1.73	795	1.85	827	1.96	859	2.08	888	2.19								
SI-18/9	1245	2000	285	0.14	356	0.21	422	0.28	479	0.36	531	0.44	577	0.52	620	0.60	659	0.68	731	0.85	796	1.02	856	1.19	912	1.37
	1432	2300	306	0.20	370	0.26	431	0.34	487	0.43	537	0.52	584	0.61	626	0.70	666	0.80	739	0.98	804	1.17	864	1.37	919	1.56
	1619	2600	331	0.26	387	0.34	443	0.42	496	0.51	545	0.61	591	0.71	633	0.81	673	0.92	745	1.13	811	1.34	871	1.55	927	1.77
	1836	2900	356	0.35	407	0.43	458	0.51	507	0.61	554	0.71	598	0.82	640	0.93	680	1.05	752	1.28	818	1.51	878	1.75	934	1.99
	1932	3200	383	0.45	429	0.53	475	0.62	521	0.72	565	0.83	608	0.95	648	1.07	687	1.19	759	1.44	824	1.70	885	1.95	941	2.21
	2179	3500	410	0.57	453	0.66	495	0.75	537	0.86	579	0.97	619	1.09	658	1.22	695	1.35	766	1.61	831	1.89	891	2.17	948	2.45
	2356	3800	438	0.71	478	0.81	517	0.91	556	1.02	594	1.13	632	1.26	669	1.39	705	1.52	774	1.80	838	2.10	898	2.40	954	2.70
	2553	4100	466	0.87	504	0.98	540	1.09	576	1.20	612	1.32	647	1.45	683	1.58	717	1.72	783	2.01	846	2.32	905	2.64	961	2.96
	2740	4400	495	1.06	530	1.18	564	1.29	598	1.41	631	1.53	665	1.66	698	1.80	731	1.94	794	2.25	855	2.57	913	2.90	968	3.24
	2926	4700	523	1.28	557	1.40	589	1.52	621	1.64	652	1.77	684	1.91	715	2.05	746	2.19	807	2.51	866	2.84	922	3.18		
	3113	5000	553	1.52	584	1.65	615	1.78	645	1.91	674	2.04	704	2.18	733	2.32	763	2.48	821	2.80	877	3.14				
	3330	5300	582	1.80	612	1.93	641	2.07	670	2.20	698	2.34	726	2.49	753	2.64	781	2.78	836	3.12						
	3497	5600	611	2.10	640	2.25	668	2.39	695	2.53	722	2.68	748	2.83	775	2.98	801	3.14								
	3673	5900	641	2.44	669	2.60	695	2.75	721	2.90	746	3.05	772	3.20												
	3860	6200	671	2.81	697	2.98	723	3.14																		

SI/DI/DIT

Especificaciones técnicas / Performance data

Modelo Model	Velocidad Descarga Outlet Vel	Caudal Air Flow	0.125"		0.25"		0.375"		0.50"		0.625"		0.75"		0.875"		1.00"		1.25"		1.50"		1.75"		2.00"	
	FPM	CFM	RPM	BHP	RPM	BHP	RPM	BHP	RPM	BHP	RPM	BHP	RPM	BHP	RPM	BHP	RPM	BHP	RPM	BHP	RPM	BHP	RPM	BHP	RPM	BHP

SI 22/11	926	3000							338	0.40	417	0.60	487	0.81	550	1.04	607	1.29	659	1.55	708	1.82	797	2.40	871	2.92
	1111	3600					309	0.45	347	0.55	413	0.72	480	0.96	541	1.20	598	1.46	650	1.74	699	2.03	788	2.65	868	3.32
	1296	4200	246	0.40	286	0.50	324	0.60	358	0.70	422	0.93	478	1.12	535	1.38	589	1.67	641	1.96	689	2.26	779	2.92	859	3.62
	1481	4800	271	0.56	306	0.67	340	0.78	373	0.90	432	1.16	487	1.41	536	1.63	585	1.89	635	2.21	681	2.54	769	3.22	850	3.96
	1667	5400	296	0.77	327	0.90	358	1.01	389	1.14	444	1.41	496	1.71	545	1.99	589	2.24	630	2.48	676	2.84	761	3.58	841	4.34
	1852	6000	326	1.02	350	1.16	379	1.30	407	1.43	460	1.72	507	2.03	554	2.36	598	2.68	638	2.96	676	3.23	757	3.94	833	4.76
	2037	6600	349	1.34	375	1.49	400	1.64	426	1.78	476	2.09	522	2.42	565	2.76	607	3.12	647	3.47	685	3.80	755	4.40	828	5.20
	2222	7200	376	1.71	400	1.86	422	2.03	447	2.19	494	2.52	538	2.85	575	3.22	619	3.60	657	4.00	694	4.38	764	5.10	826	5.74
	2407	7800	404	2.15	422	2.30	447	2.49	469	2.67	512	3.00	555	3.38	595	3.75	632	4.15	669	4.56	704	4.99	772	5.82	835	6.57
	2593	8400	432	2.66	451	2.82	472	3.02	492	3.21	533	3.58	573	3.96	611	4.36	648	4.78	682	5.20	716	5.64	782	6.57	844	7.45
	2778	9000	460	3.25	478	3.42	497	3.62	516	3.82	554	4.24	591	4.62	629	5.05	663	5.46	698	5.92	730	6.38	793	7.35		
	2963	9600	488	3.92	505	4.10	522	4.29	541	4.52	576	4.97	612	5.38	647	5.82	681	6.27	713	6.71	745	7.21				
	3148	10200	516	4.67	533	4.87	548	5.05	566	5.30	599	5.78	633	6.23	665	6.66	699	7.15	730	7.63						
	3333	10800	544	5.51	560	5.73	575	5.93	591	6.16	623	6.67	655	7.18	686	7.63										
SI 25/12	828	3600					256	0.36	295	0.48	367	0.71	430	1.01	487	1.34	537	1.67	581	2.00	622	2.34	690	3.03	752	3.76
	1011	4400					262	0.48	297	0.60	361	0.87	422	1.16	476	1.47	527	1.86	574	2.26	618	2.66	695	3.46	761	4.28
	1195	5200			240	0.54	272	0.64	304	0.77	363	1.06	417	1.38	469	1.70	518	2.06	563	2.44	607	2.89	687	3.83	759	4.79
	1379	6000	227	0.62	262	0.77	285	0.85	314	0.99	368	1.29	419	1.62	466	1.99	511	2.37	556	2.75	598	3.17	676	4.10	749	5.17
	1563	6800	248	0.86	281	1.03	306	1.16	325	1.25	377	1.58	424	1.93	468	2.31	514	2.71	551	3.15	591	3.57	668	4.48	737	5.47
	1747	7600	272	1.15	300	1.34	328	1.53	346	1.64	388	1.94	432	2.30	474	2.69	511	3.11	552	3.56	590	4.04	661	4.98	730	6.00
	1931	8400	291	1.51	319	1.70	346	1.92	369	2.11	400	2.35	442	2.75	482	3.15	520	3.58	556	4.05	592	4.53	659	5.57	724	6.62
	2115	9200	314	1.94	340	2.16	364	2.39	388	2.62	421	2.94	454	3.26	492	3.70	528	4.14	563	4.61	597	5.12	661	6.17	722	7.32
	2299	10000	337	2.46	361	2.69	383	2.91	406	3.19	443	3.61	470	3.90	503	4.32	538	4.80	571	5.28	604	5.78	665	6.87		
	2483	10800	361	3.06	383	3.30	404	3.55	425	3.83	464	4.36	491	4.71	516	5.00	549	5.53	581	6.04	611	6.55	671	7.67		
	2667	11600	385	3.76	405	4.00	425	4.28	444	4.53	482	5.14	513	5.62	536	5.96	561	6.31	592	6.90						
	2851	12400	408	4.56	427	4.80	446	5.10	464	5.38																
SI 30/15	1058	5800							247	0.80	298	1.12	345	1.46	388	1.83	429	2.25	467	2.66	503	3.14	571	4.13	629	5.18
	1277	7000							254	1.08	302	1.44	345	1.83	385	2.22	423	2.64	459	3.09	493	3.56	569	4.24	628	5.26
	1496	8200					240	1.24	264	1.44	309	1.85	349	2.27	387	2.70	422	3.17	456	3.63	488	4.12	556	4.69	615	5.79
	1715	9400					253	1.65	276	1.88	318	2.35	356	2.82	391	3.28	424	3.75	457	4.37	487	4.83	545	5.91	600	7.12
	1934	10600					269	2.16	290	2.41	329	2.94	365	3.47	398	3.99	430	4.51	460	5.06	490	5.60	545	6.83	597	8.02
	2153	11800	246	2.24	248	1.91	286	2.78	305	3.05	341	3.64	375	4.21	407	4.81	438	5.39	466	5.97	494	6.57	547	7.79	597	9.16
	2372	13000	267	2.92	267	2.50	304	3.52	321	3.83	355	4.45	387	5.10	418	5.72	447	6.39	474	7.00	501	7.69	552	9.00	600	10.31
	2591	14200	289	3.74	286	3.22	323	4.40	339	4.72	370	5.38	400	6.10	429	6.80	457	7.47	484	8.22	509	8.89	560	10.94	607	12.37
	2810	15400	310	4.71	306	4.08	342	5.42	357	5.79	386	6.49	414	7.22	442	8.01	469	8.76	494	9.49	519	10.30	566	11.79	610	13.33
	3029	16600	332	5.84	326	5.08	362	6.62	376	6.98	403	7.76	430	8.52	456	9.35	481	10.18	506	11.00	530	11.78	575	13.47	618	15.11
	3248	17800	354	7.14	347	6.23	382	7.98	395	8.37	422	9.17														
	3467	19000	376	8.61	368	7.56																				

SI/DI/DIT

Especificaciones técnicas / Performance data

Modelo Model	CFM	0.25" SP		0.5" SP		0.75" SP		1.00" SP	
		RPM	BHP	RPM	BHP	RPM	BHP	RPM	BHP
DI-9/6	400	556	0.07	783	0.11	992	0.15	1156	0.19
	600	575	0.09	769	0.13	950	0.17	1102	0.21
	800	630	0.12	794	0.16	968	0.21	1092	0.25
	1000	700	0.18	845	0.22	986	0.27	1100	0.37
DI-9/9	600	566	0.10	788	0.14	998	0.20	1148	0.25
	800	589	0.12	787	0.16	972	0.23	1127	0.29
	1000	623	0.15	803	0.20	964	0.27	1109	0.33
	1200	663	0.19	828	0.25	980	0.33	1111	0.39
	1400	710	0.25	863	0.32	1005	0.40	1123	0.47
DI-10/10	800	490	0.13	700	0.20	859	0.28	1002	0.37
	1000	507	0.16	693	0.21	843	0.30	977	0.38
	1200	529	0.18	705	0.26	841	0.33	967	0.42
	1400	558	0.22	718	0.29	847	0.38	968	0.46
	1600	591	0.25	739	0.34	863	0.43	987	0.53
	1800	635	0.32	763	0.40	883	0.50	991	0.60

Modelo Model	CFM	0.25"		0.5"		0.75"		1.00"		1.25"		1.5"		1.75"		2.00"		2.25"		2.50"	
		RPM	BHP	RPM	BHP	RPM	BHF	RPM	BHP	RPM	BHP	RPM	BHP	RPM	BHP	RPM	BHP	RPM	BHP	RPM	BHP
DI-12/12	1400	409	0.11	571	0.17	706	0.27	823	0.37	*	*	*	*	*	*	*	*	*	*	*	*
	1600	416	0.13	571	0.22	701	0.32	815	0.42	919	0.53	*	*	*	*	*	*	*	*	*	*
	1800	425	0.16	574	0.26	699	0.36	810	0.47	911	0.59	*	*	*	*	*	*	*	*	*	*
	2000	439	0.20	579	0.31	700	0.42	808	0.53	906	0.66	997	0.78	*	*	*	*	*	*	*	*
	2200	457	0.25	585	0.36	703	0.48	808	0.60	903	0.73	992	0.86	*	*	*	*	*	*	*	*
	2400	480	0.31	594	0.42	708	0.55	810	0.68	903	0.81	989	0.96	1071	1.01	1149	1.25	*	*	*	*
	2600	505	0.38	604	0.48	714	0.62	813	0.76	904	0.91	989	1.06	1069	1.21	1145	1.37	1217	1.53	1287	1.70
	2800	533	0.46	618	0.56	721	0.70	818	0.85	907	1.01	990	1.16	1068	1.32	1142	1.49	1213	1.66	1282	1.83
	3000	561	0.56	635	0.65	730	0.79	824	0.85	911	1.12	993	1.28	1069	1.45	1142	1.62	1211	1.80	1278	1.98
	3200	X	X	656	0.76	741	0.90	831	1.06	917	1.24	996	1.41	1071	1.59	1143	1.77	1211	1.95	1277	2.14
	3400	X	X	679	0.88	755	1.01	840	1.18	923	1.36	1001	1.55	1075	1.74	1145	1.92	1212	2.11	1277	2.31
	3600	X	X	704	1.02	771	1.15	850	1.31	930	1.50	1007	1.70	1080	1.89	1149	2.09	1214	2.29	1278	2.49

	3800	X	X	731	1.17	791	1.30	862	1.46	939	1.65	1014	1.85	1085	2.06	1153	2.27	1218	2.48	1280	2.69
	4000	X	X	X	X	812	1.46	877	1.62	949	1.82	1021	2.02	1091	2.24	1158	2.46	1222	2.67	1284	2.89
DI-15/15	2000	341	0.14	474	0.26	587	0.39	686	0.53	*	*	*	*	*	*	*	*	*	*	*	*
	2500	355	0.21	476	0.34	581	0.48	675	0.64	760	0.81	839	0.99	911	1.17	*	*	*	*	*	*
	3000	376	0.31	486	0.45	583	0.61	670	0.78	752	0.96	827	1.16	899	1.36	965	1.57	1029	1.78	1089	2.00
	3500	406	0.45	501	0.59	591	0.76	673	0.95	750	1.14	822	1.35	890	1.57	955	1.80	1017	2.03	1076	2.27
	4000	441	0.63	521	0.78	604	0.96	681	1.16	754	1.36	822	1.59	887	1.82	949	2.06	1009	2.31	1066	2.56
	4500	x	x	546	1.01	621	1.20	694	1.41	762	1.63	827	1.86	889	2.11	948	2.36	1006	2.62	1061	2.90
	5000	x	x	577	1.30	642	1.49	710	1.71	775	1.95	837	2.19	896	2.45	953	2.72	1007	2.99	*	*
	5500	x	x	612	1.65	668	1.85	729	2.08	790	2.30	849	2.58	906	2.85	961	3.13	*	*	*	*
DI-18/18	3000	299	0.25	411	0.45	506	0.69	588	0.93	660	1.19	*	*	*	*	*	*	*	*	*	*
	3500	310	0.32	414	0.54	504	0.79	584	1.06	656	1.35	724	1.47	785	1.74	*	*	*	*	*	*
	4000	322	0.42	419	0.65	505	0.91	582	1.21	652	1.52	719	1.66	780	1.95	836	2.25	889	2.55	*	*
	4500	337	0.53	428	0.78	509	1.06	582	1.37	650	1.70	714	1.86	775	2.17	831	2.49	884	2.82	935	3.16
	5000	353	0.67	439	0.93	515	1.23	585	1.55	651	1.89	712	2.09	771	2.41	826	2.75	879	3.10	929	3.46
	5500	369	0.84	452	1.12	524	1.43	591	1.76	654	2.12	712	2.35	769	2.69	823	3.04	875	3.41	925	3.78
	6000	387	1.03	466	1.33	535	1.65	599	2.00	659	2.38	715	2.64	769	2.99	822	3.36	872	3.75	921	4.14
	6500	X	X	480	1.58	547	1.92	608	2.28	666	2.67	719	2.97	772	3.34	823	3.72	872	4.12	919	4.53
	7000	X	X	496	1.86	560	2.22	619	2.59	675	3.02	726	3.33	777	3.72	826	4.12	873	4.53	919	4.96
	7500	X	X	513	2.17	575	2.55	631	2.95	685	3.36	735	3.74	783	4.15	831	4.56	879	4.99	921	5.43
	8000	X	X	X	X	590	2.93	645	3.34	696	3.77	745	4.19	792	4.62	837	5.05	881	5.49	925	5.95
	8500	X	X	X	X	605	3.35	659	3.78	709	4.23	756	4.69	801	5.13	845	5.58	888	6.04	930	6.51
	9000	X	X	X	X	622	3.81	674	4.26	722	4.73	768	5.23	812	5.69	855	6.16	896	6.64	937	7.13
	9500	X	X	X	X	X	X	689	4.79	736	5.28	781	5.81	824	6.30	866	6.79	906	7.29		
	10000	X	X	X	X	X	X	705	5.37	751	5.88	795	6.45	837	6.96	877	7.47				

Modelo Model	CFM	2.75"		3.00"		3.25"		3.5"		3.75"	
		RPM	BHP	RPM	BHP	RPM	BHP	RPM	BHP	RPM	BHP
DI-18/18 Cont.	3000	*	*	*	*	*	*	*	*	*	*
	3500	*	*	*	*	*	*	*	*	*	*
	4000	*	*	*	*	*	*	*	*	*	*
	4500	983	3.50	1028	3.85	*	*	*	*	*	*
	5000	977	3.82	1023	4.20	1067	4.58	*	*	*	*
	5500	972	4.17	1018	4.56	1062	4.96	1104	5.37	1145	5.79
	6000	968	4.54	1013	4.95	1057	5.37	1099	5.80	1140	6.24
	6500	965	4.95	1009	5.38	1052	5.81	1094	6.29	1135	6.71
	7000	964	5.39	1007	5.84	1049	6.29	1090	6.75	1130	7.22
	7500	964	5.88	1007	6.34	1048	6.81	1088	7.29		
	8000	967	6.41	1008	6.88	1048	7.37				
	8500	971	6.99	1011	7.48						
	9000	976	7.62								
	9500										
	10000										

* Funcionamiento no estable y no recomendado
Performance is unstable and not recommended

x Funcionamiento es por debajo del 10% de eficiencia estática
Performance is below 10% static efficiency

- Para especificaciones técnicas de modelos DI-20/20 al DI-36/36, ver curvas de operaciones
For performance data of models DI-20/20 to DI-36/36, see operation curves.

SI/DI/DIT

Curvas de operación / Operation curves

SI-10/6

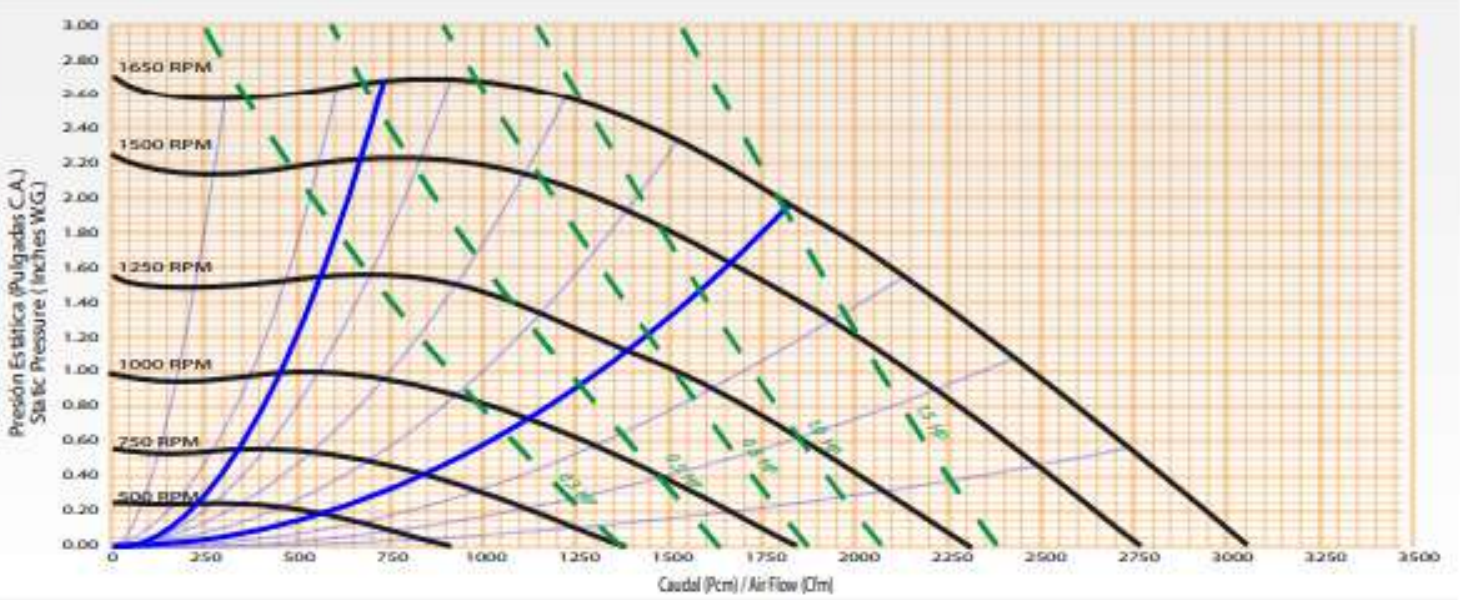

SI-12/6

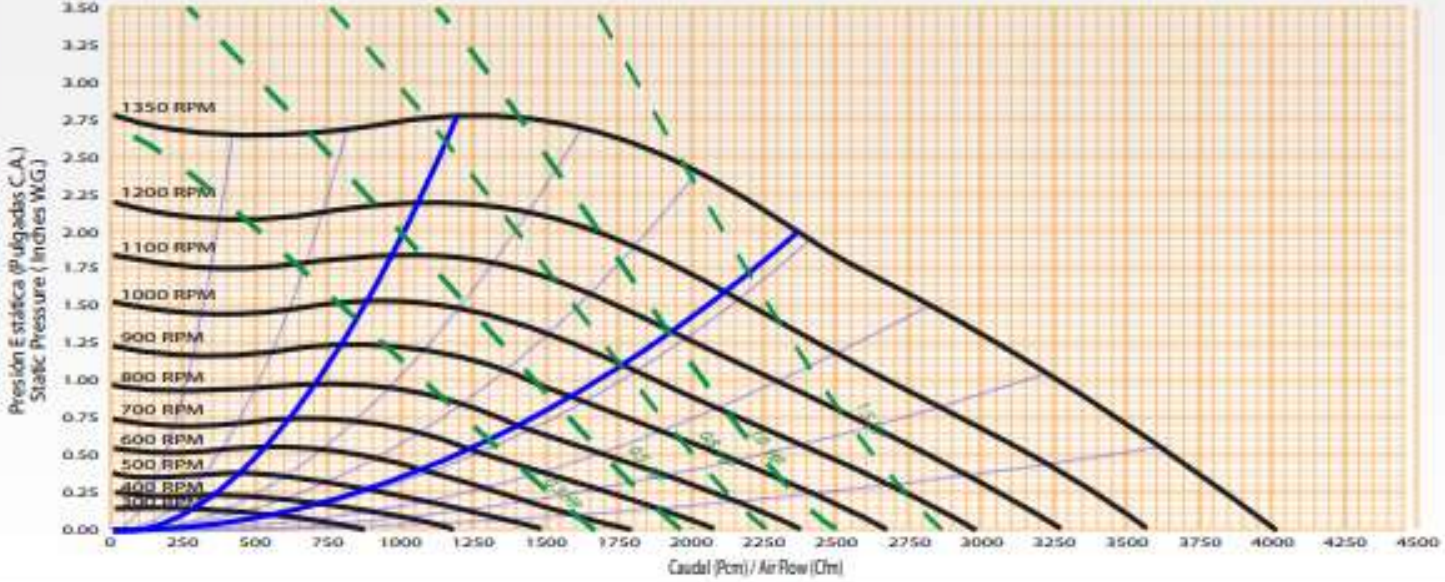

SI-15/9

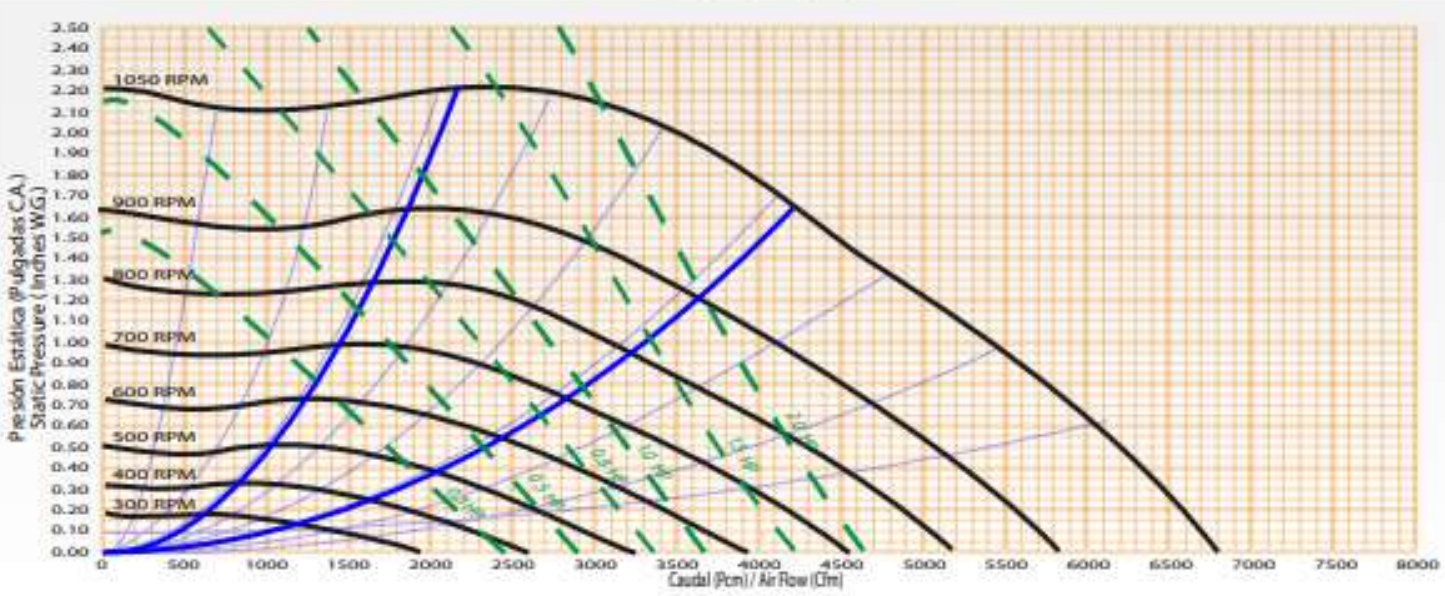

Todas las capacidades están basadas en la Densidad Estándar de Aire de 0.075 Lb/ft^3 @ 70ºF y 0 pies de Elevación: 1.2 kg/m^3 @ 21ºC y 0 mt
(All Capacities are based on Standard Air Density of 0.075 Lb/ft^3 @ 70ºF and 0 Ft elevation: 1.2 kg/m^3 @ 21ºC and 0 mt)

SI/DI/DIT

Curvas de operación / Operation curves

SI-18/9

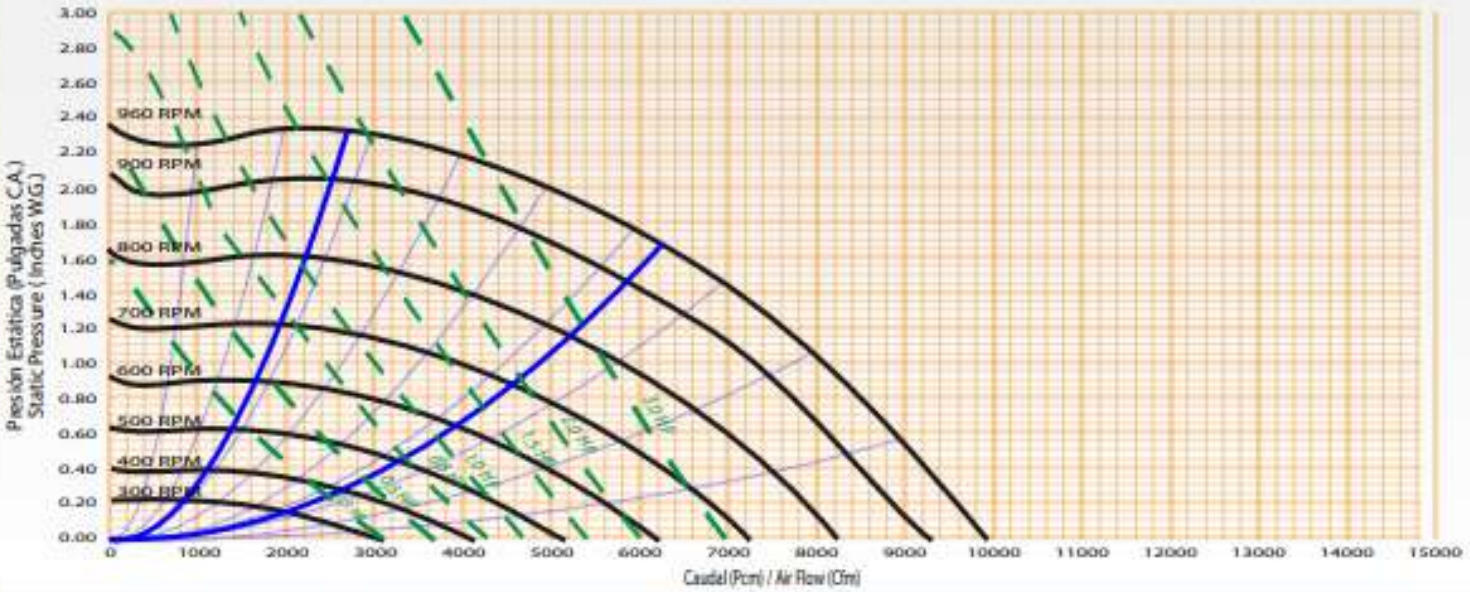

SI-22/11

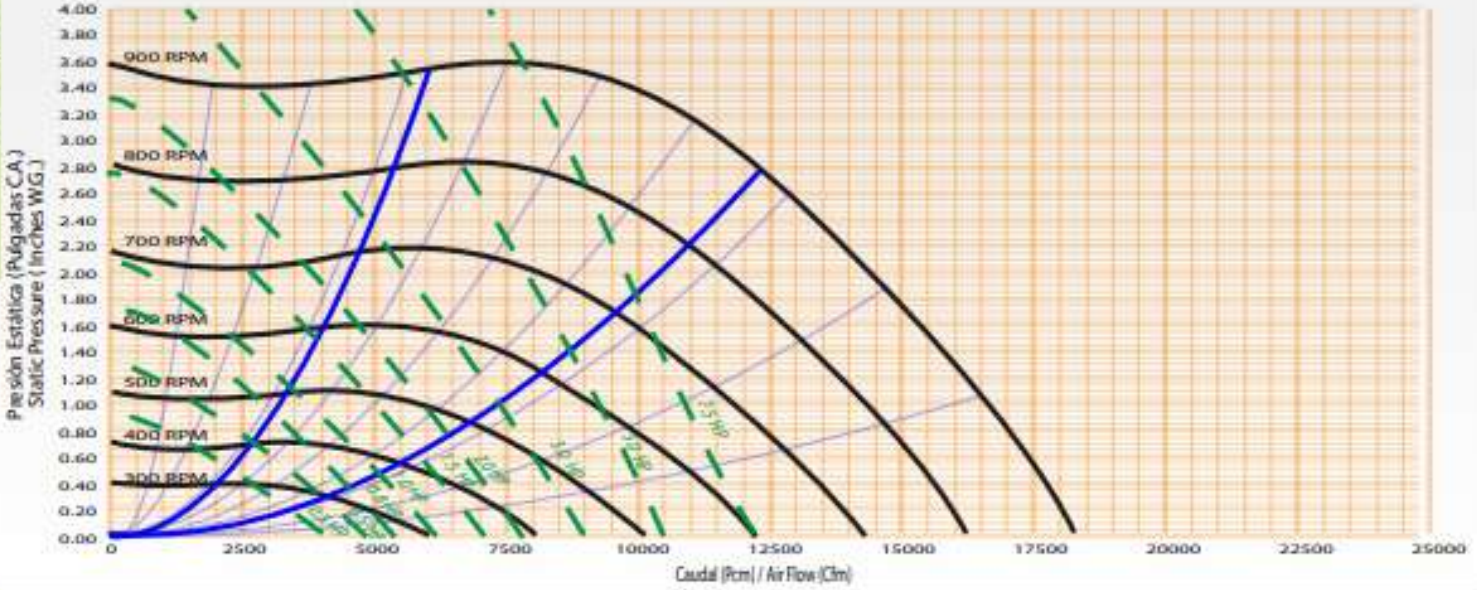

SI-25/12

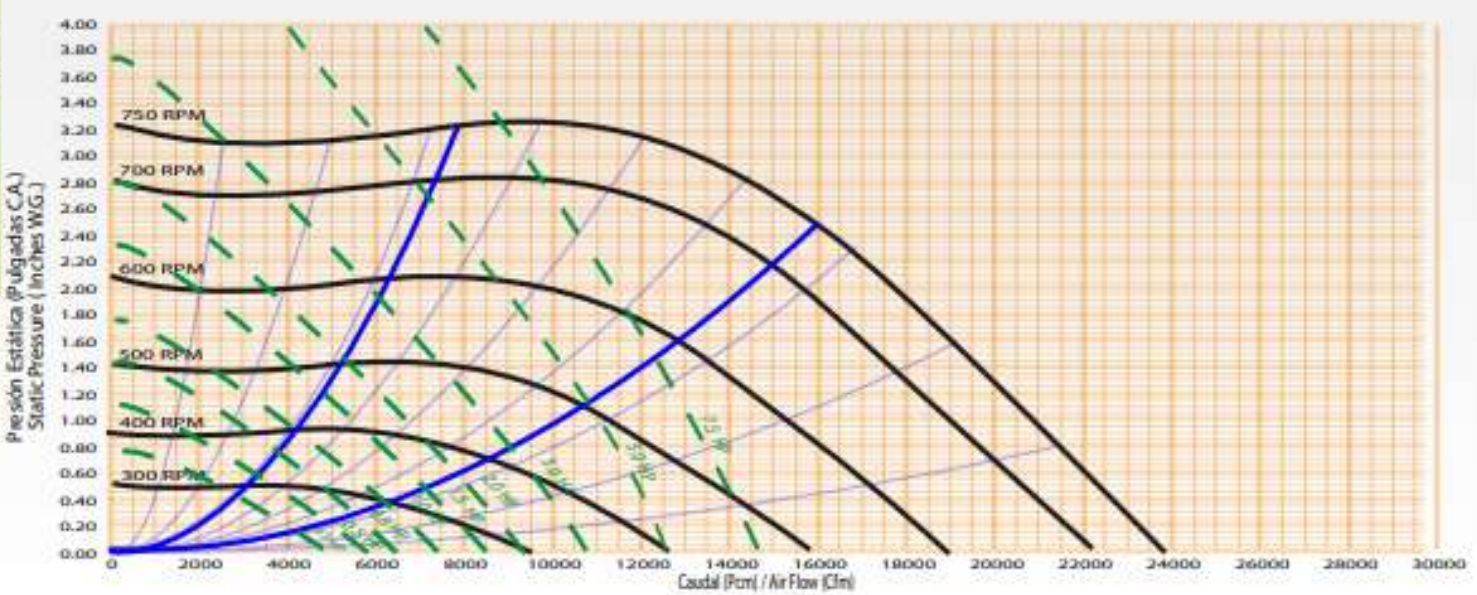

SI/DI/DIT

Curvas de operación / Operation curves

SI-30/15

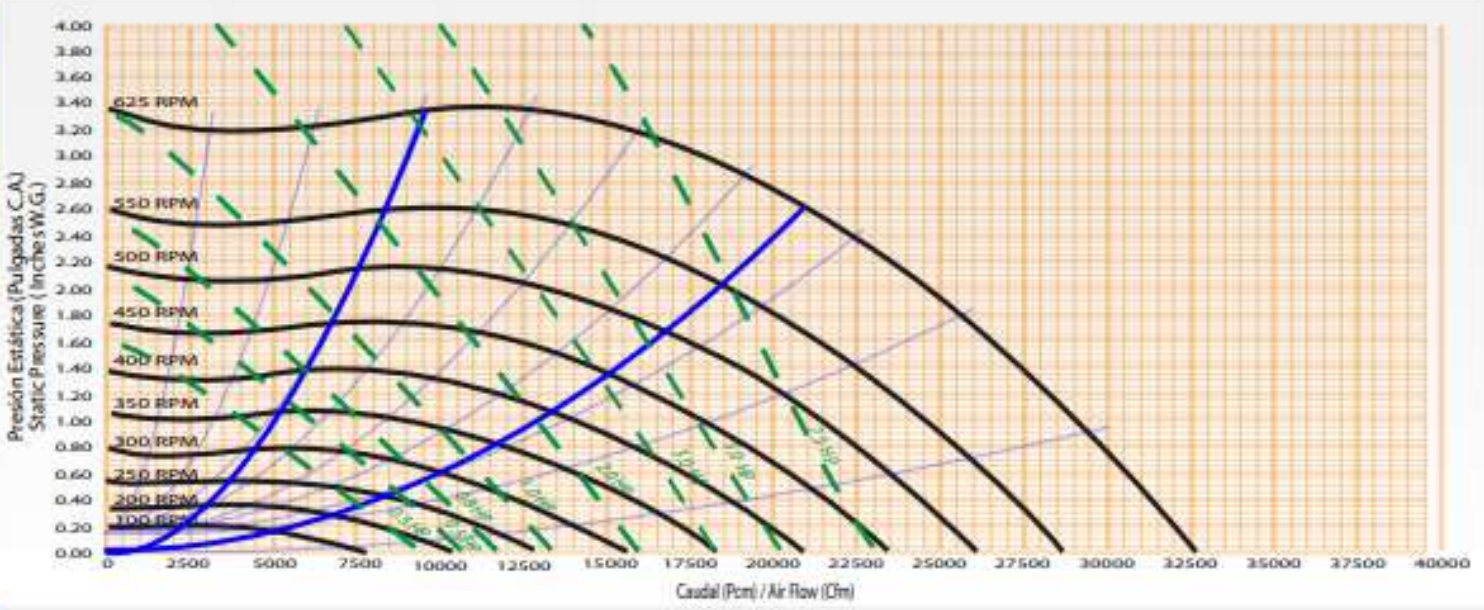

DI-9/6

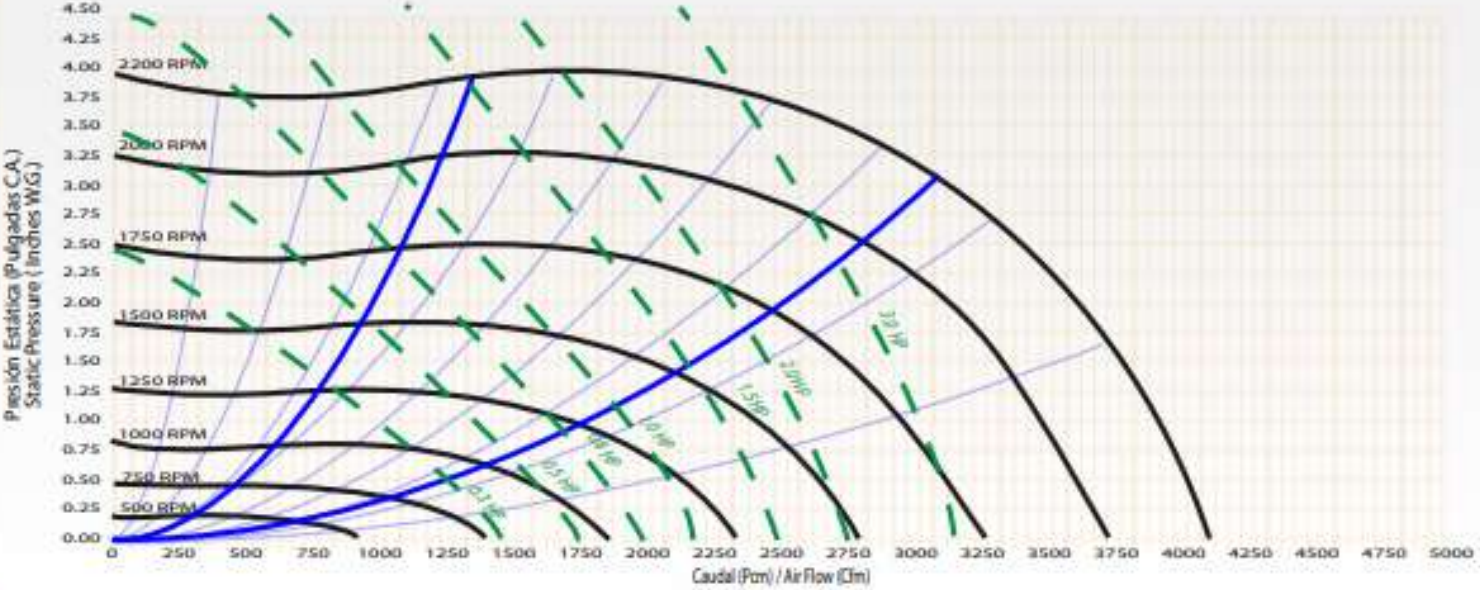

DI-9/9

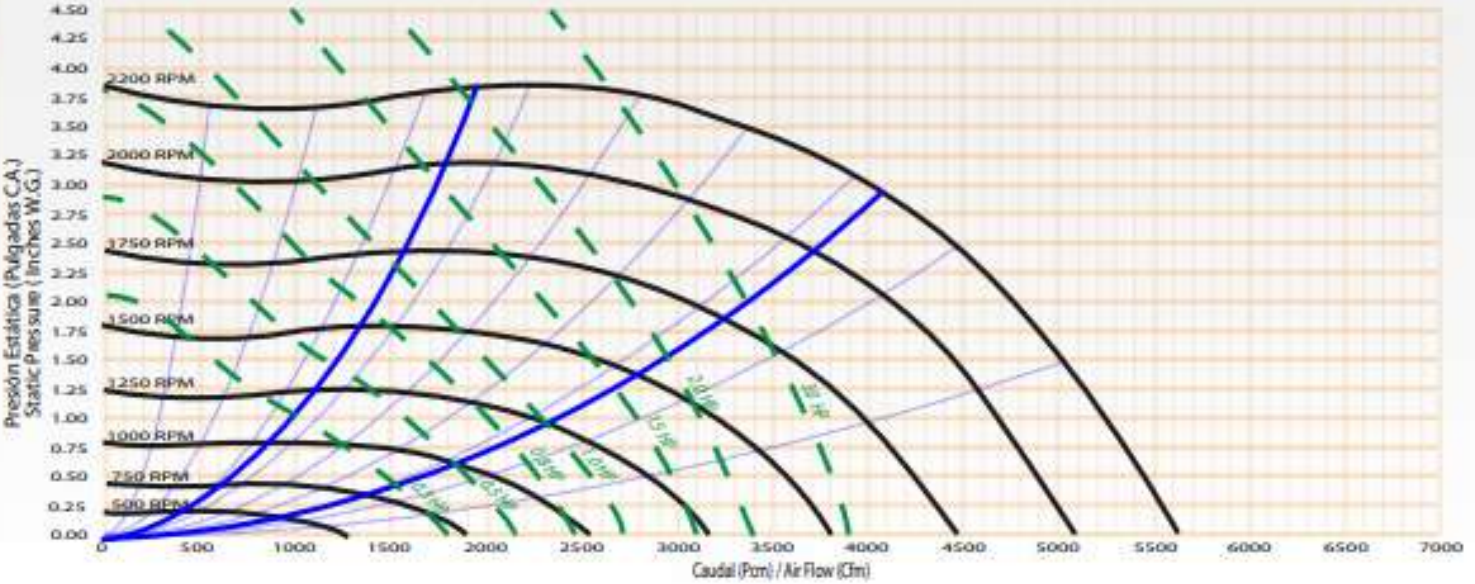

SI/DI/DIT

Curvas de operación / Operation curves

DI-10/10

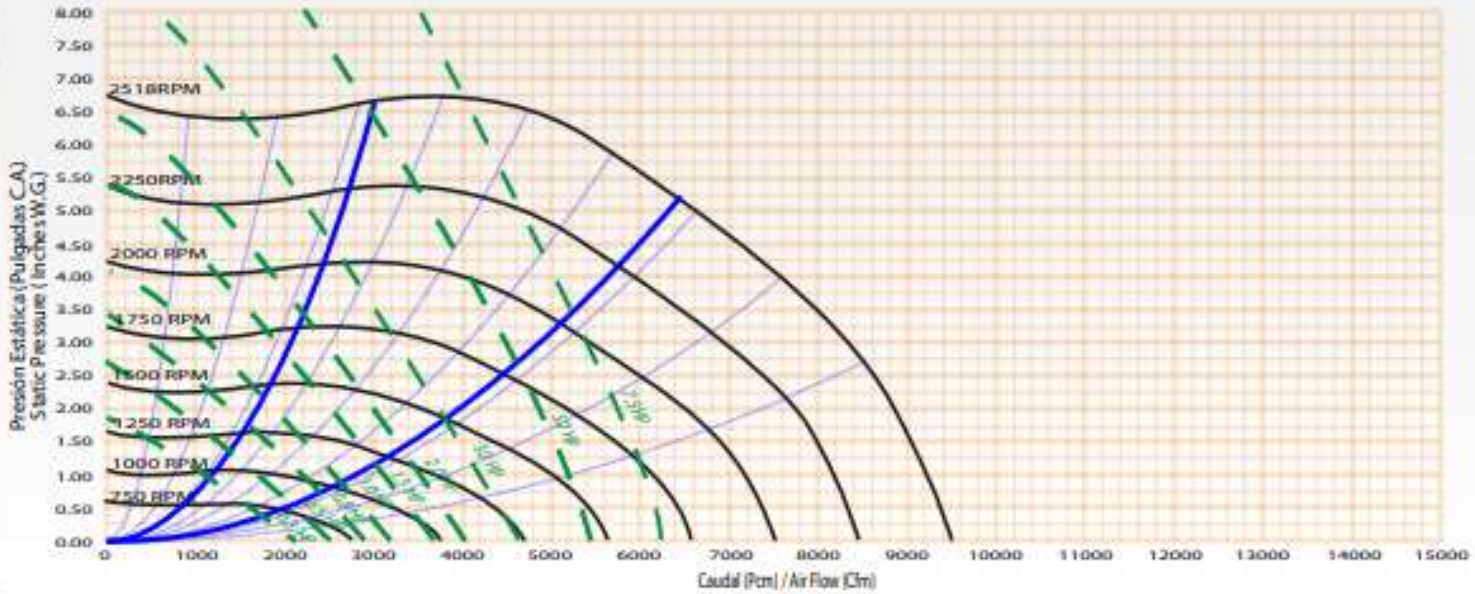

DI-12/12

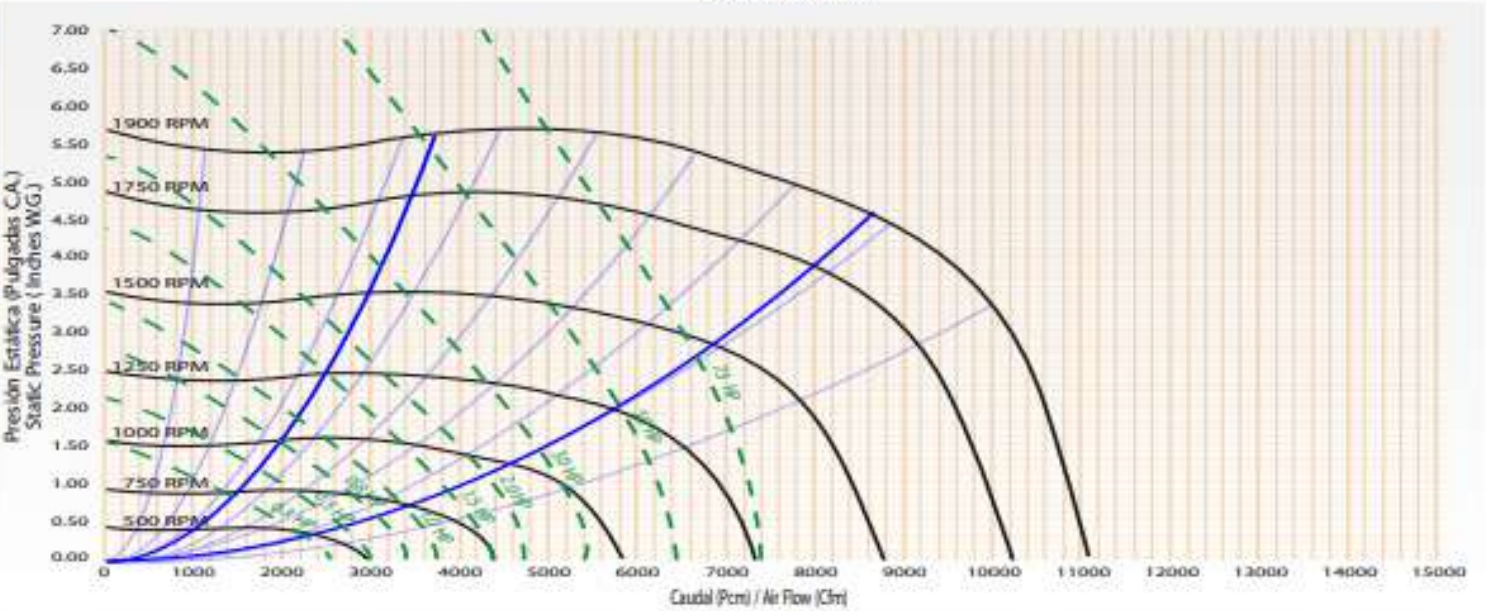

DI-15/15

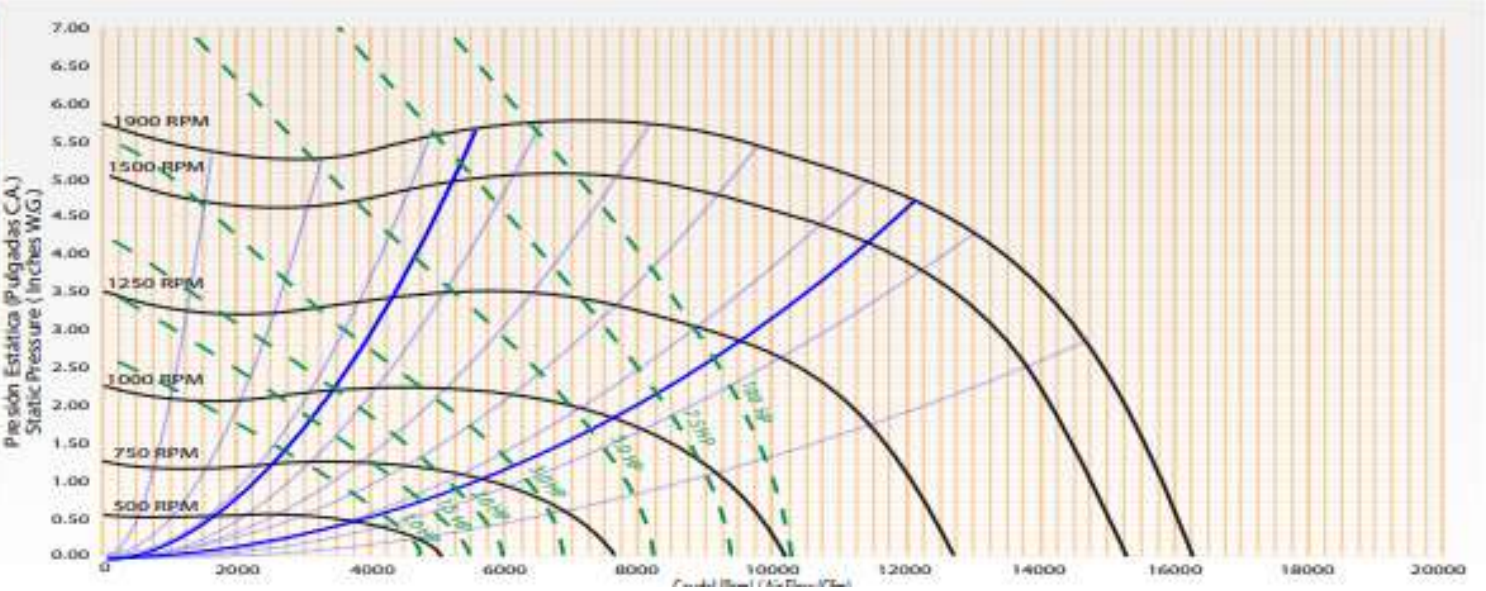

SI/DI/DIT

Curvas de operación / Operation curves

DI-18/18

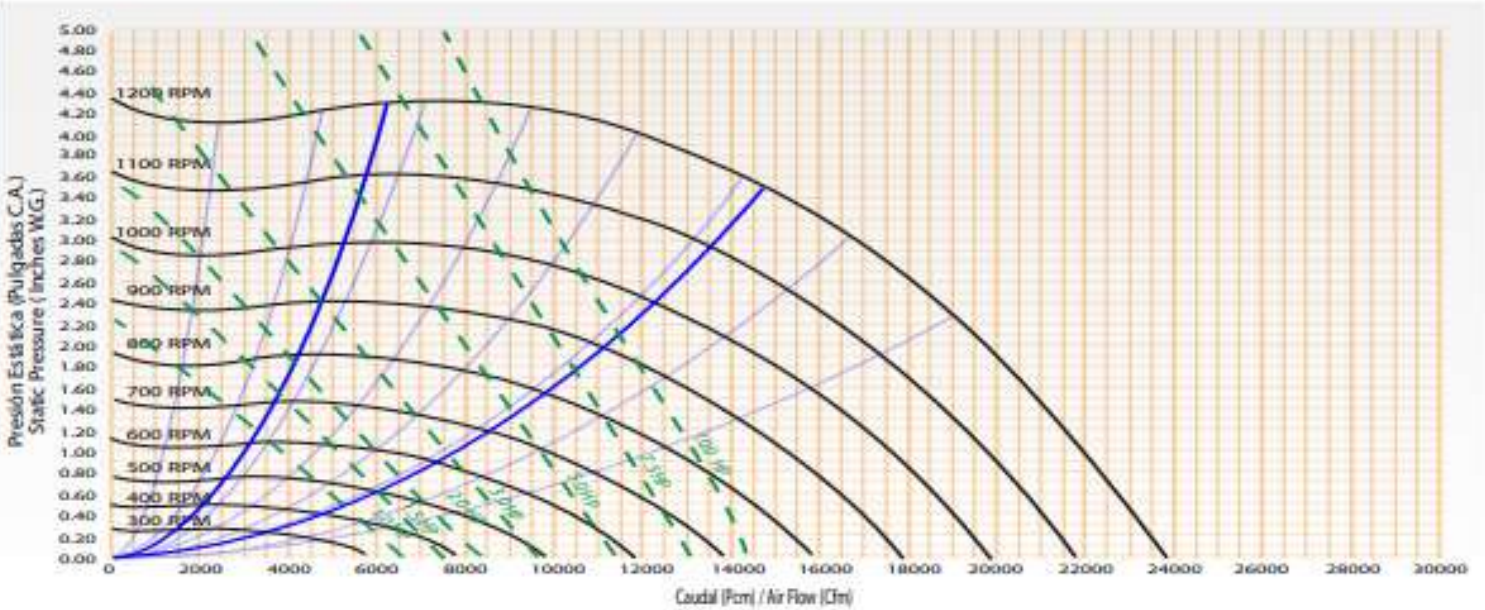

DI-20/20

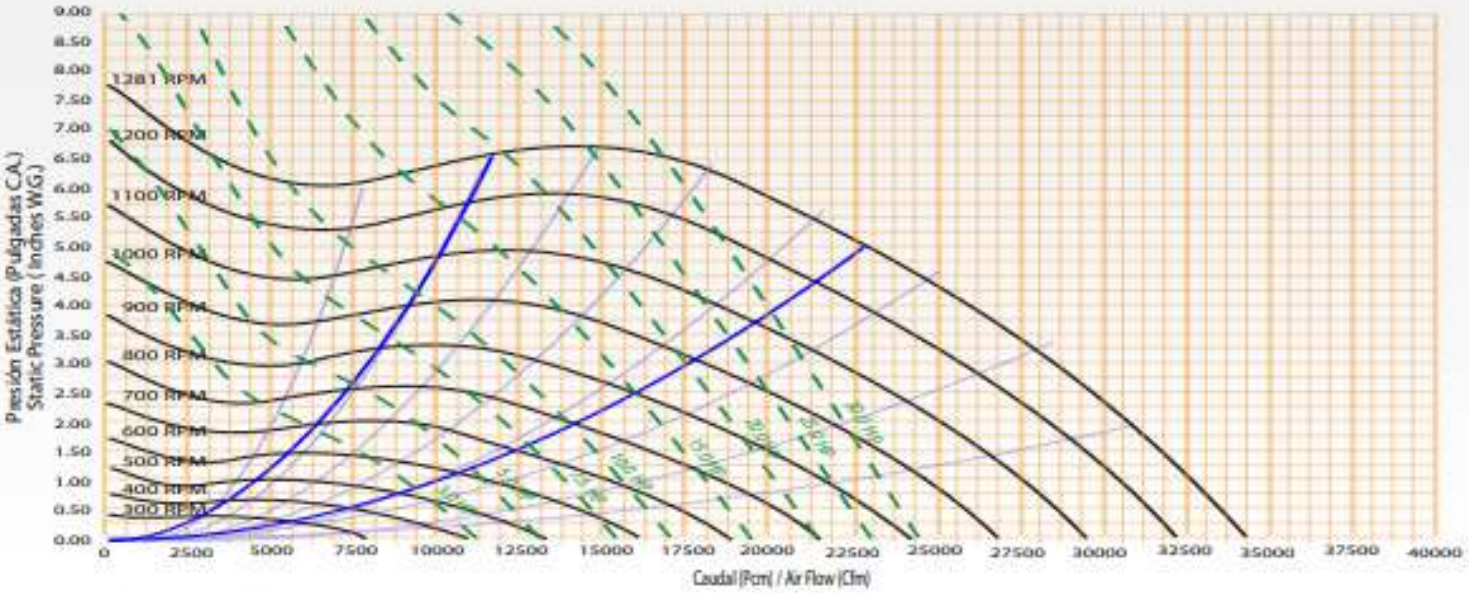

DI-22/22

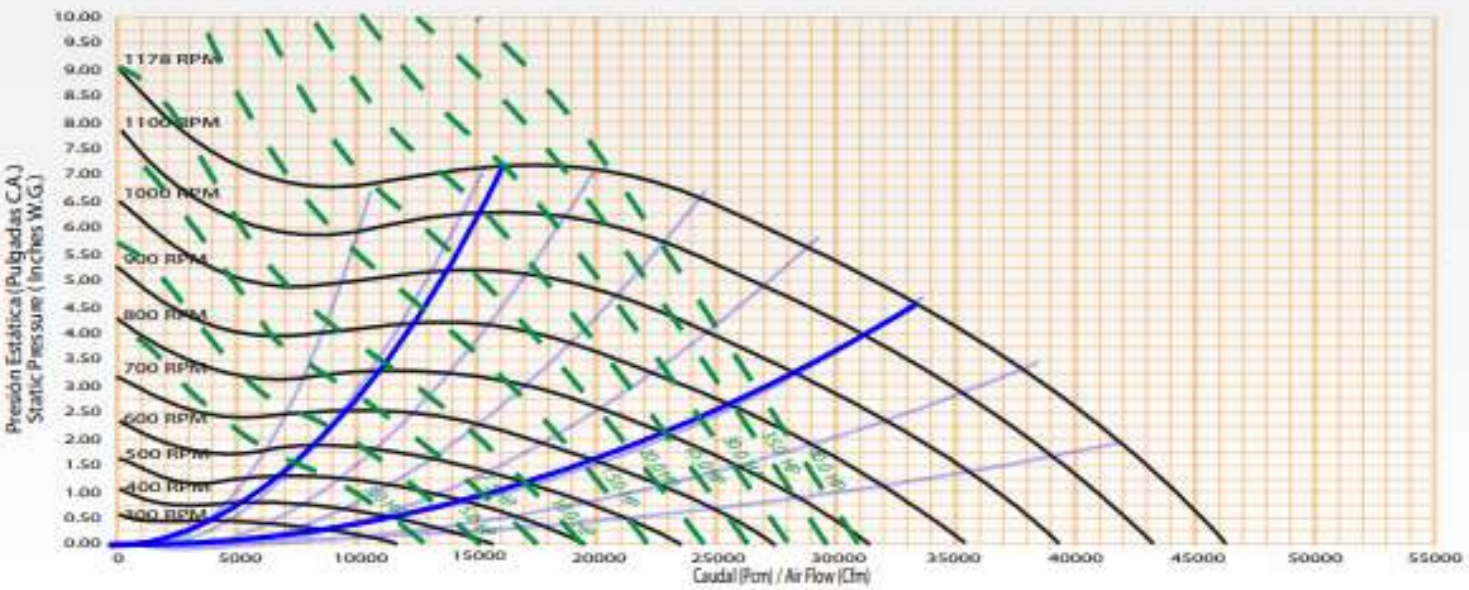

SI

Dimensiones generales / Dimensions

Arreglo 3I. Modelos: SI-10/6 al SI-18/9
Arrangement 3I. Models: SI-10/6 to SI-18/9

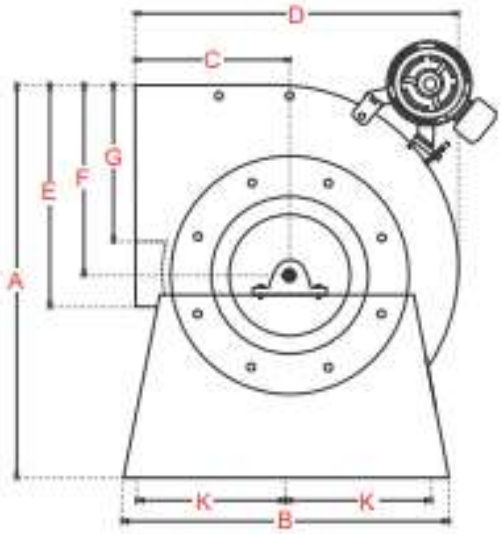

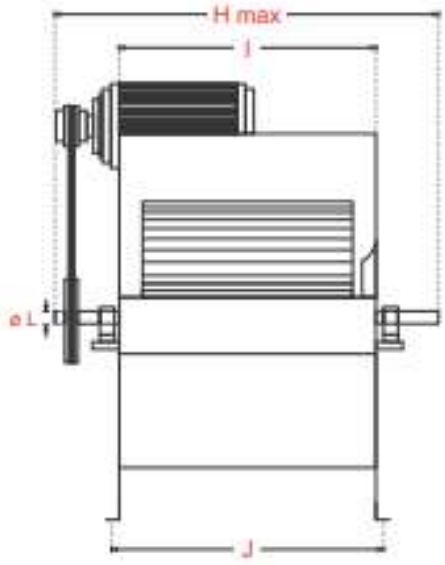

Modelo Model	Pulgadas (Inches)											
	A	B	C	D	E	F	G	H	I	J	K	Ø L
SI-10/6	21 1/8	15 1/16	7 15/16	16 9/16	11 3/8	9 11/16	7	16 15/16	7 15/16	9 7/16	5 17/32	3/4
SI-12/6	21 7/32	15 11/32	8 1/32	16 27/32	13 5/8	10 1/32	8 3/8	17 11/16	8 11/16	10 3/16	5 43/64	3/4

SI-15/9	28	21 3/16	10 1/2	22 11/16	24 1/4	13 9/16	9 11/16	21 15/16	12 15/16	14 7/16	8 19/32	1
SI-18/9	32 15/16	25 1/2	12 3/8	27	29 3/16	16 5/16	11 3/4	21 15/16	12 15/16	14 7/16	10 3/4	1

Arreglo 3I. Modelos: SI-22/11 al SI-30/15
Arrangement 3I. Models: SI-22/11 to SI-30/15

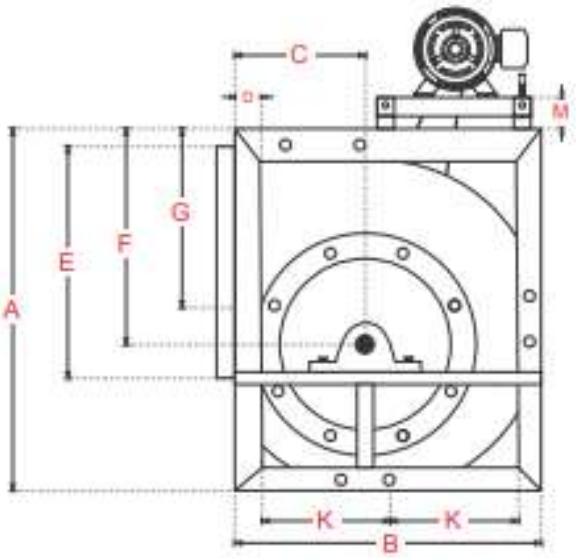

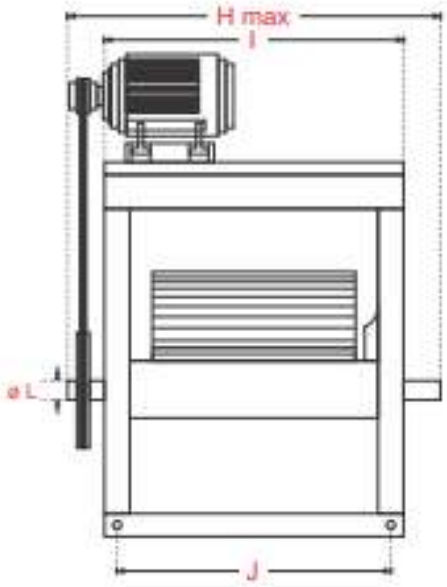

Modelo Model	Pulgadas (Inches)												
	A	B	C	D	E	F	G	H	I	J	K	ØL	M
SI-22/11	39 3/4	32 21/32	15 11/16	2 3/4	27 1/4	22 19/32	14 3/4	31 1/8	21 1/8	19 1/8	14 21/64	1 1/8	2
SI-25/12	45	36 25/32	17 1/4	2 3/4	31 1/4	25 21/32	17 1/2	33 5/8	23 5/8	21 5/8	16 25/64	1 1/8	2
SI-30/15	53 5/8	44 5/8	19 5/8	2 3/4	37	30 9/16	21 3/4	37 3/4	27 3/4	25 3/4	20 5/16	1 3/8	2

SI

Dimensiones generales / Dimensions

Arreglo 3B. Modelos: SI-10/6 al SI-18/9
Arrangement 3B. Models: SI-10/6 to SI-18/9

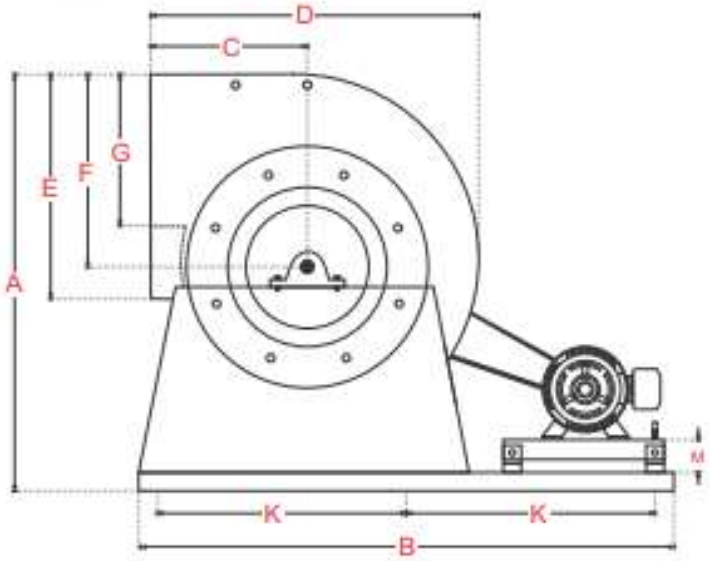

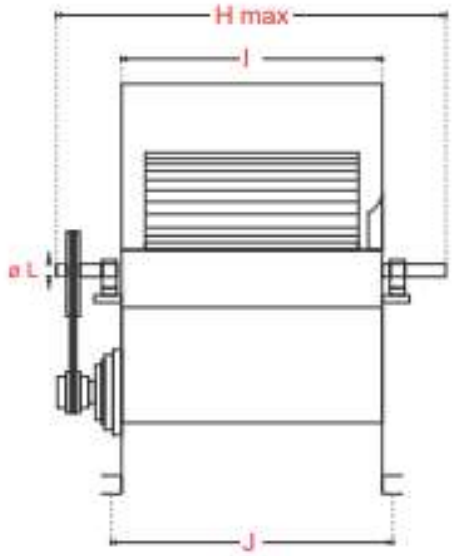

Modelo Model	Pulgadas (Inches)												
	A	B	C	D	E	F	G	H	I	J	K	ØL	M
SI-10/6	21 1/8	27 1/16	7 15/16	16 9/16	11 3/8	9 11/16	7	16 15/16	7 15/16	9 7/16	11 17/32	3/4	1 1/2
SI-12/6	21 7/32	27 11/32	8 1/32	16 27/32	13 5/8	10 1/32	8 3/8	17 11/16	8 11/16	10 3/16	11 43/64	3/4	1 1/2
SI-15/9	28	33 3/16	10 1/2	22 11/16	24 1/4	13 9/16	9 11/16	21 15/16	12 15/16	14 7/16	14 19/32	1	1 1/2
SI-18/9	32 15/16	37 1/2	12 3/8	27	29 3/16	16 5/16	11 3/4	21 15/16	12 15/16	14 7/16	16 3/4	1	1 1/2

Arreglo 3B. Modelos: SI-22/11 al SI-30/15
Arrangement 3B. Models: SI-22/11 to SI-30/15

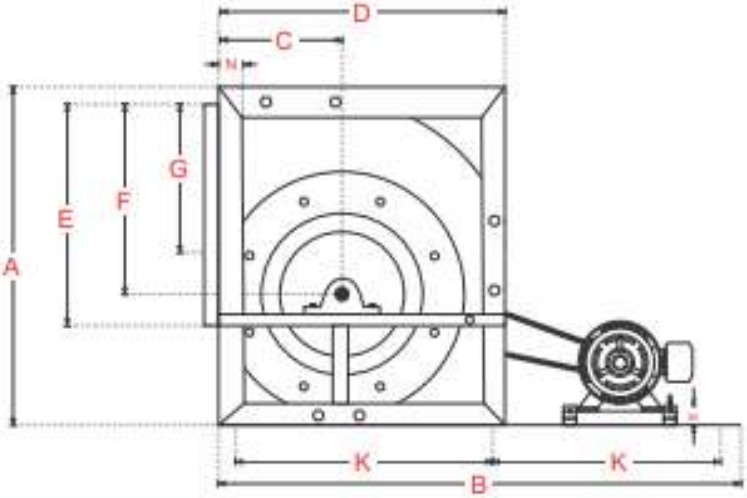

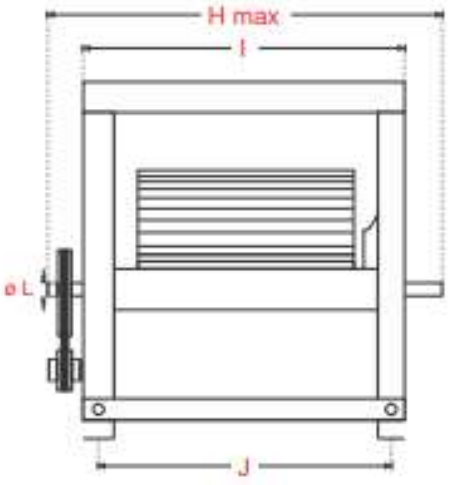

Modelo Model	Pulgadas (Inches)													
	A	B	C	D	E	F	G	H	I	J	K	ØL	M	N
SI-22/11	39 3/4	58 21/32	15 11/16	32 2/3	27 1/4	22 19/32	14 3/4	31 1/8	21 1/8	19 1/8	27 1/8	1 1/8	2	2 3/4
SI-25/12	45	62 1/2	17 1/4	36 7/9	31 1/4	25 21/32	17 1/2	33 5/8	23 5/8	21 5/8	29 1/4	1 1/8	2	2 3/4
SI-30/15	53 5/8	70 7/8	19 5/8	44 5/8	37	30 9/16	21 3/4	37 3/4	27 3/4	25 3/4	33 7/16	1 3/8	2	2 3/4

DI

Dimensiones generales / Dimensions

Arreglo 3I. Modelos: DI-9/6 al DI-18/18
Arrangement 3I. Models: DI-9/6 to DI-18/18

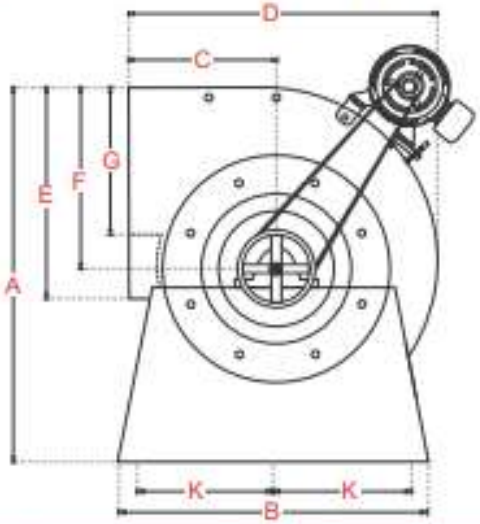

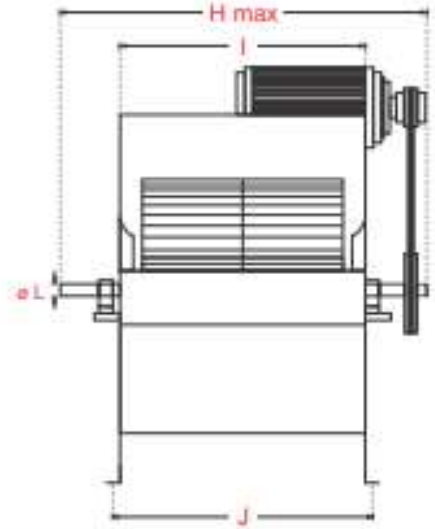

Modelo Model	Pulgadas (Inches)											
	A	B	C	D	E	F	G	H max	I	J	K	Ø L
DI-9/6	19 3/16	13 7/16	7 15/64	14 15/16	10 1/4	8 5/8	6 5/16	18	9	10 1/2	4 23/32	3/4
DI-9/9	19 3/16	13 7/16	7 15/64	14 15/16	10 1/4	8 5/8	6 5/16	21 5/8	12 5/8	14 1/8	4 23/32	3/4
DI-10/10	21 1/8	15 1/16	7 15/16	16 9/16	11 3/8	9 11/16	7	23	14	15 1/2	5 17/32	3/4
DI-12/12	24 1/8	17 7/8	9 1/8	19 3/8	13 7/16	11 1/2	8 3/8	25 1/2	16 1/2	18	6 15/16	1
DI-15/15	28	21 3/16	10 1/2	22 11/16	15 7/8	13 9/16	9 11/16	28	19	20 1/2	8 19/32	1
DI-18/18	32 15/16	25 1/2	12 3/8	27	18 7/8	16 5/16	11 3/4	31 3/4	22 3/4	24 1/4	10 3/4	1 1/8

Arreglo 3B. Modelos: DI-9/6 al DI -8/18
Arrangement 3B. Models: DI-9/6 to DI-18/18

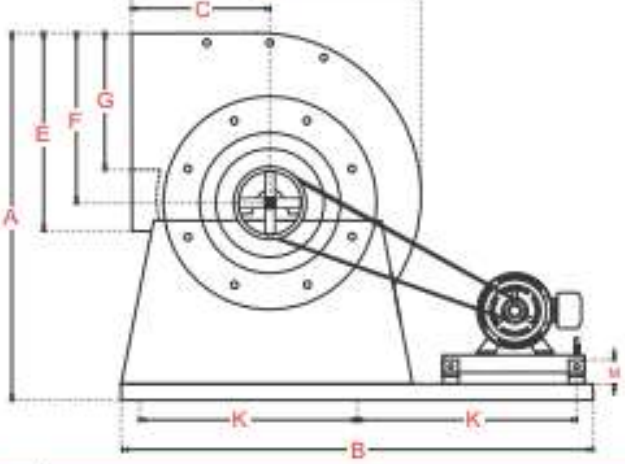

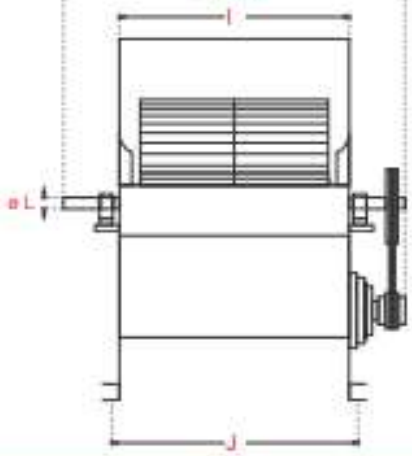

Modelo Model	Pulgadas (Inches)												
	A	B	C	D	E	F	G	H	I	J	K	ø L	M
DI-9/6	19 3/16	25 7/16	7 15/64	14 15/16	10 1/4	8 5/8	6 5/16	18	9	10 1/2	10 23/32	3/4	1 1/2
DI-9/9	19 3/16	25 7/16	7 15/64	14 15/16	10 1/4	8 5/8	6 5/16	21 5/8	12 5/8	14 1/8	10 23/32	3/4	1 1/2
DI-10/10	21 1/8	27 7/16	7 15/16	16 9/16	11 3/8	9 11/16	7	23	14	15 1/2	11 17/32	3/4	1 1/2
DI-12/12	24 1/8	29 7/8	9 1/8	19 3/8	13 7/16	11 1/2	8 3/8	25 1/2	16 1/2	18	12 15/16	1	1 1/2
DI-15/15	28	33 3/16	10 1/2	22 11/16	15 7/8	13 9/16	9 11/16	28	19	20 1/2	14 19/32	1	1 1/2
DI-18/18	32 15/16	37 1/2	12 3/8	27	18 7/8	16 5/16	11 3/4	31 3/4	22 3/4	24 1/4	16 3/4	1 1/8	1 1/2

DI

Dimensiones generales / Dimensions

Arreglo 3I. Modelos: DI-20/20 al DI-36/36
Arrangement 3I. Models: DI-20/20 to DI-36/36

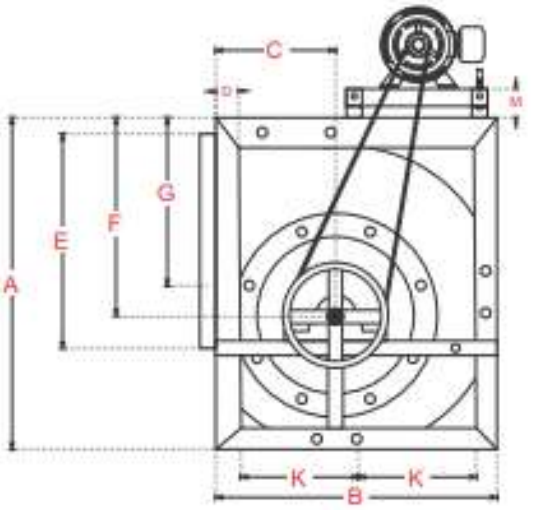

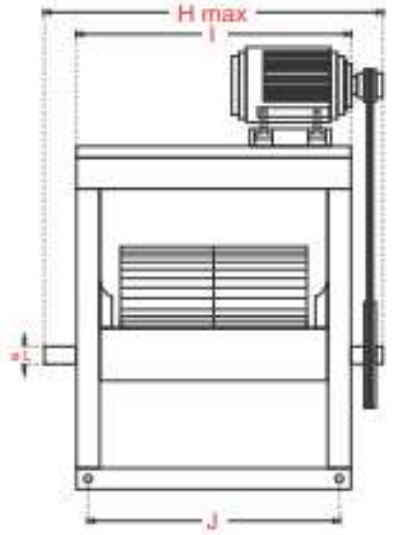

Modelo Model	Pulgadas (Inches)												
	A	B	C	D	E	F	G	H	I	J	K	ØL	M
DI-20/20	36 1/8	29 19/32	14 7/16	2 3/4	24 3/4	20 17/32	15	38 3/4	28 3/4	26 3/4	12 4/5	1 1/8	2
DI-22/22	39 3/4	32 2/3	15 11/16	2 3/4	27 1/4	22 19/32	16 3/4	41 1/4	31 1/4	29 1/4	14 1/3	1 3/8	2
DI-25/25	45	36 7/9	17 1/4	2 3/4	31 1/4	25 21/32	19 1/2	45 1/4	35 1/4	33 1/4	16 2/5	1 3/8	2
DI-30/30	53 3/4	44 5/8	19 5/8	2 3/4	37	30 9/16	23 3/4	50 3/4	40 3/4	38 3/4	20 5/16	1 5/8	2
DI-36/36	57 7/8	50 5/8	24 19/32	2 3/4	42 15/16	32 1/4	25 5/8	56 3/4	46 3/4	44 3/4	23 5/16	1 7/8	2

Arreglo 3B. Modelos: DI-20/20 al DI-36/36
Arrangement 3B. Models: DI-20/20 to DI-36/36

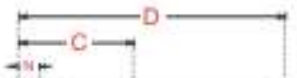

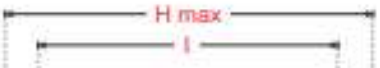

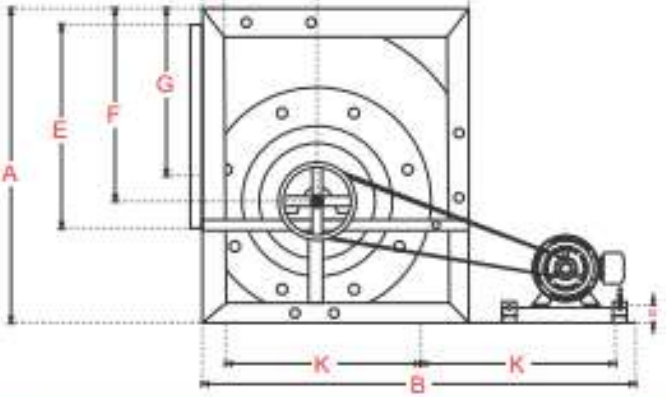

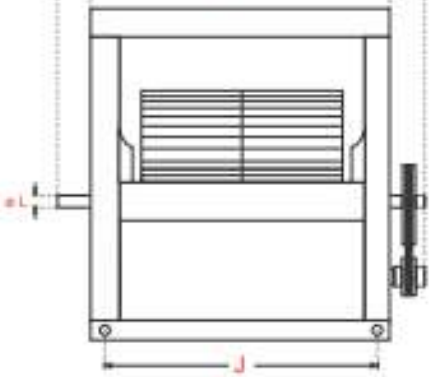

Modelo Model	Pulgadas (Inches)													
	A	B	C	D	E	F	G	H	I	J	K	ØL	M	N
DI-20/20	36 1/8	55	14 7/16	29 19/32	24 3/4	20 17/32	15	38 3/4	28 3/4	26 3/4	25 1/2	1 1/8	2	2 3/4
DI-22/22	39 3/4	58 1/4	15 11/16	32 21/32	27 1/4	22 19/32	16 3/4	41 1/4	31 1/4	29 1/4	27 1/8	1 3/8	2	2 3/4
DI-25/25	45	62 1/2	17 1/4	36 25/32	31 1/4	25 21/32	19 1/2	45 1/4	35 1/4	33 1/4	29 1/4	1 3/8	2	2 3/4
DI-30/30	53 3/4	70 7/8	19 5/8	44 5/8	37	30 9/16	23 3/4	50 3/4	40 3/4	38 3/4	33 7/16	1 5/8	2	2 3/4
DI-36/36	57 7/8	76 3/8	24 19/32	50 5/8	42 15/16	32 1/4	25 5/8	56 3/4	46 3/4	44 3/4	36 3/16	1 7/8	2	2 3/4

DIT

Dimensiones generales / Dimensions

Modelos: DIT: 10/10, 12/12 y 15/15
Models: DIT: 10/10, 12/12 and 15/15

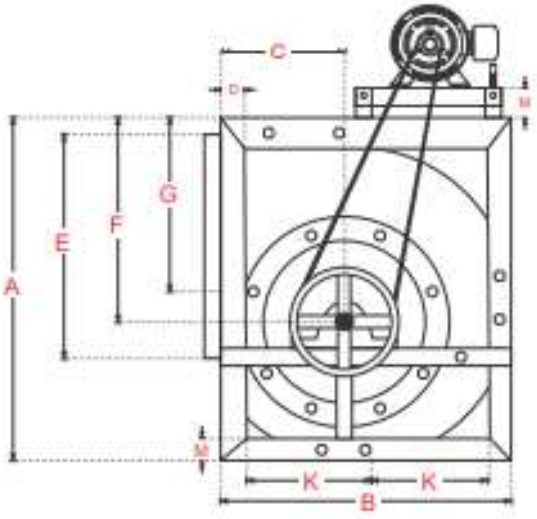

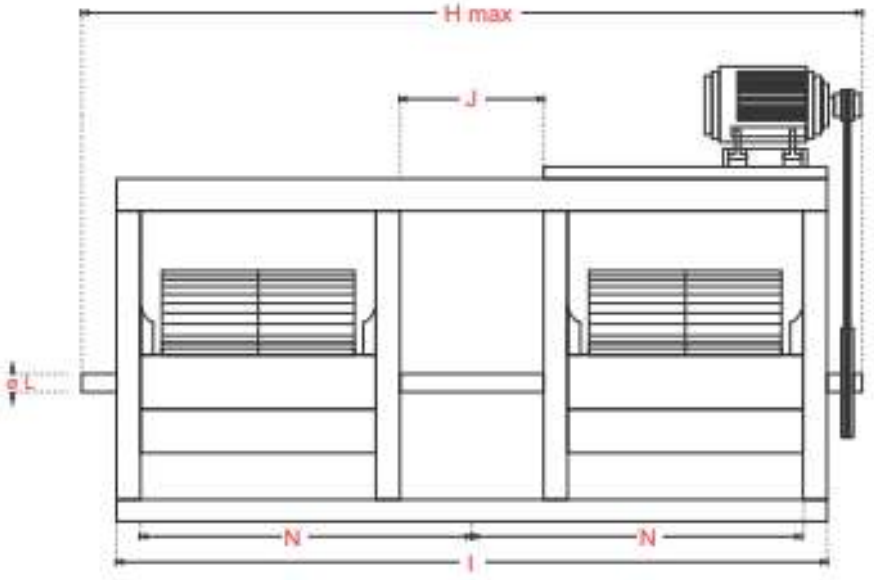

Modelo Model	Pulgadas (Inches)														
	A	B	C	D	E	F	G	H	I	J	K	ØL	M	N	O
DIT-10/10	17 3/8	16 9/16	7 15/16	1 9/16	11 3/8	9 11/16	7	44 7/8	35 7/8	7 7/8	6	3/4	1 1/2	16 7/16	1 1/2
DIT-12/12	20 3/8	19 3/8	9 1/8	1 9/16	13 7/16	11 1/2	8 3/8	49 7/8	40 7/8	7 7/8	10 13/32	1	1 1/2	18 15/16	1 1/2
DIT-15/15	24 1/4	22 11/16	10 1/2	1 9/16	15 7/8	13 9/16	9 11/16	54 7/8	45 7/8	7 7/8	12 1/16	1	1 1/2	21 7/16	1 1/2